

# MUST BE APPLIED WITH A HEAT PRESS.

## 8" Team Number Kit

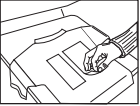
**Simply cut out and Heat Press!**

Your kit includes 42 Characters  
(#0 - 6) (#1-12) (#2 - 3) (#3 - 3)  
(#4 - 3) (#5 - 3) (#6 - 3) (#7 - 3)  
(#8 - 3) (#9 - 3)



**Instructions:**

1. Closely Cut out selected Number(s).



2. Place cut out number(s) on the shirt. Transfer side down, paper side up. Square up numbers on the bottom edge and center on the jersey. Avoid overlapping.



3. Heat Press the number(s) at 375° for 10 seconds with medium pressure.



4. Wait for the transfer to cool and gently peel off the paper backing.

Washing instructions: Avoid using bleach. Turn shirt inside out and wash in warm or cold water. Do not iron.

## 8" Team Number Kit

**Simply cut out and Heat Press!**

Your kit includes 42 Characters  
(#0 - 6) (#1-12) (#2 - 3) (#3 - 3)  
(#4 - 3) (#5 - 3) (#6 - 3) (#7 - 3)  
(#8 - 3) (#9 - 3)



**Instructions:**


1. Closely Cut out selected Number(s).



2. Place cut out number(s) on the shirt. Transfer side down, paper side up. Square up numbers on the bottom edge and center on the jersey. Avoid overlapping.



3. Heat Press the number(s) at 375° for 10 seconds with medium pressure.



4. Wait for the transfer to cool and gently peel off the paper backing.

Washing instructions: Avoid using bleach. Turn shirt inside out and wash in warm or cold water. Do not iron.

## 6" Team Number Kit

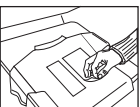
**Simply cut out and Heat Press!**

Your kit includes 42 Characters  
(#0 - 6) (#1-12) (#2 - 3) (#3 - 3)  
(#4 - 3) (#5 - 3) (#6 - 3) (#7 - 3)  
(#8 - 3) (#9 - 3)



**Instructions:**

1. Closely Cut out selected Number(s).



2. Place cut out number(s) on the shirt. Transfer side down, paper side up. Square up numbers on the bottom edge and center on the jersey. Avoid overlapping.



3. Heat Press the number(s) at 375° for 10 seconds with medium pressure.



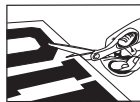
4. Wait for the transfer to cool and gently peel off the paper backing.

Washing instructions: Avoid using bleach. Turn shirt inside out and wash in warm or cold water. Do not iron.

## 6" Team Number Kit

**Simply cut out and Heat Press!**

Your kit includes 42 Characters  
(#0 - 6) (#1-12) (#2 - 3) (#3 - 3)  
(#4 - 3) (#5 - 3) (#6 - 3) (#7 - 3)  
(#8 - 3) (#9 - 3)



**Instructions:**

1. Closely Cut out selected Number(s).



2. Place cut out number(s) on the shirt. Transfer side down, paper side up. Square up numbers on the bottom edge and center on the jersey. Avoid overlapping.



3. Heat Press the number(s) at 375° for 10 seconds with medium pressure.



4. Wait for the transfer to cool and gently peel off the paper backing.

Washing instructions: Avoid using bleach. Turn shirt inside out and wash in warm or cold water. Do not iron.